

Spiral ISO 50

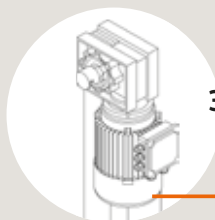
Top-of-the-range door among the fastest insulating roller shutters. It guarantees the best performance in terms of speed, safety and insulation, with impeccable aesthetics; suitable for both indoor and outdoor use.



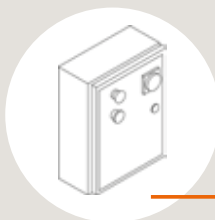
Thermicroll



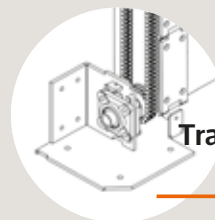
Opening speed up to 2 m/s



3.000.000 cycles



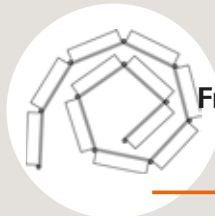
Inverter Control Panel



Chain Transmission
Push - Pull



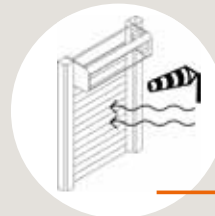
Spiral Wrap



Frictionless between Panels



Panels 50mm thick
Thermal insulation
 $\sim 1,5 \text{ W/m}^2\text{K}$













Wind resistance
Up to class 4

PARAMETERS	TECHNICAL OPERATIONAL DETAILS	
APPLICATION	Indoor and outdoor	
MAX DIMENSION **	W 8000 mm, H 8000 mm (max. dimensions not combinable)	
OPENING SPEED *	Up to 2 m/s	
CLOSING SPEED *	~ 0,5 m/s	
THERMAL CONDUCTIVITY *	~ U = 1,5 W/m ² K	
ACOUSTICS *	22 Db	
WIND RESISTANCE *	Class: 0 - 4	
STRUCTURE	Standard: Galvanised steel	Optional: Steel powder-coated in RAL
COATING THICKNESS 50 MM	Standard: INSULATION: pre-painted aluminium RAL STD (close to 9006, 1013, 3000, 5010, 7016, 7035, 9002, 9010, 9016)	Optional: INSULATION: <ul style="list-style-type: none"> • aluminium powder-coated in RAL • pre-painted steel RAL 9006 • steel powder-coated in RAL EXTRUDED (with window/airflow): <ul style="list-style-type: none"> • aluminium OX • aluminium powder-coated in RAL
SPIRAL - GUIDES	Patented, in high density polyethylene HDPE 500	
OPERATION	Duplex chain	
TOP COVER	Standard: (Mandatory) useful_H < 2500 mm	Optional: Useful_H >= 2500 mm
CONTROL PANEL	Inverter	
POWER SUPPLY	Standard: Three-phase 400 V + N	Optional: Single-phase 230 V
FREQUENCY	50/60 Hz	
LIMIT SWITCH	Absolute Encoder	
GEARED MOTOR	Motorised asynchronous with 110 V electric brake for intensive high-frequency use	
MANUAL OPERATION IN CASE OF POWER FAILURE *	Opening with crank (counterweight) / Chain winch	
SAFETY DEVICES	Photocell barrier	
DURABILITY	3,000,000 opening and closing cycles with periodic maintenance	

* depending on the cladding, the place of the cladding and the dimensions of the door, subject to technical modifications without prior notice.

** for larger sizes / special uses contact the Thermicroll technical office.

Coating finishes range

- | | |
|--|--|
|  simil RAL 9006 |  simil RAL 7035 |
|  simil RAL 1013 |  simil RAL 9002 |
|  simil RAL 3000 |  simil RAL 9010 |
|  simil RAL 5010 |  simil RAL 9016 |
|  simil RAL 7016 |  RAL PAINTING |

Dimensions *

